

OPTION SHEET FOR NANOCOM AM2150-O

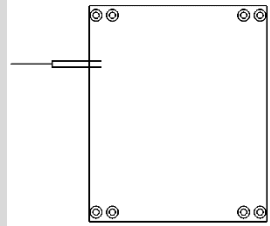
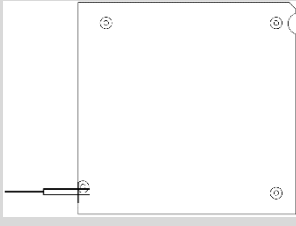
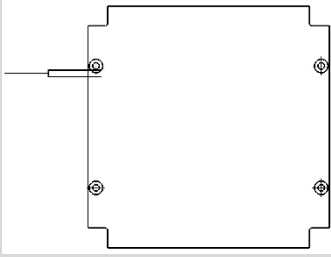
Customer Product ID: _____ (optional, enter your reference here)

Order number: _____

Example Use:

Option A	<input checked="" type="checkbox"/>	= Yes
Option B	<input type="checkbox"/>	= No

1. Configuration Table

Choose mounting plate		
Type A		
Type B		
Type C		
No Plate	No Mounting plate. Can still be mounted on the X-side of the GomSpace 6U structure.	



Choose burn voltage		
5V	Burn voltage 5VDC +/- 10%.	
8V	Burn voltage 8VDC +/- 10%.	
16V	Burn voltage 12-16VDC.	
32V	Burn voltage 24-32VDC.	

Product name: NanoCom AM2150-O

Document No.: 1030267

Revision: 1.0

Author: KERA

Approved by: JBJ

Approval date: 08 February 2021

Confidentiality Notice

This document is submitted for a specific purpose as agreed in writing and contains information, which is confidential and proprietary. The recipient agrees by accepting this document, that this material will not be used, transferred, reproduced, modified, copied or disclosed in whole or in part, in any manner or to any third party, except own staff to meet the purpose for which it was submitted without prior written consent.

GomSpace © 2021

2. Disclaimer

The information in this document is subject to change without notice and should not be construed as a commitment by GomSpace. GomSpace assumes no responsibility for any errors that may appear in this document.

In no event shall GomSpace be liable for incidental or consequential damages arising from use of this document or the software and hardware described in this document.