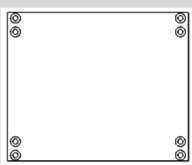
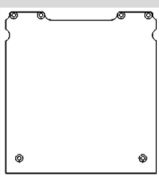

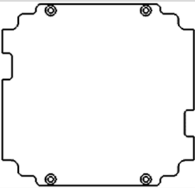


# OPTION SHEET FOR NANOCOM Link IS1

Customer Product ID: \_\_\_\_\_ (optional, enter your reference here)  
Order number: \_\_\_\_\_

## 1. Configuration Table

Choose a mounting plate.					
Type A			Type B		
Type C (For 3U Structure)			Type D (Only for ANT-6F)		

Product name: NanoCom Link IS1

Document No.: 1045127

Revision: 1.3

Author: PNN

Approved by: PHK

Approval date: 26-03-2024

## Confidentiality Notice

This document is submitted for a specific purpose as agreed in writing and contains information, which is confidential and proprietary. The recipient agrees by accepting this document, that this material will not be used, transferred, reproduced, modified, copied or disclosed in whole or in part, in any manner or to any third party, except own staff to meet the purpose for which it was submitted without prior written consent.

GomSpace © 2024

## 2. Disclaimer

The information in this document is subject to change without notice and should not be construed as a commitment by GomSpace. GomSpace assumes no responsibility for any errors that may appear in this document.

In no event shall GomSpace be liable for incidental or consequential damages arising from use of this document or the software and hardware described in this document.